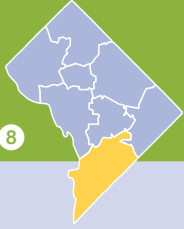




# School Performance Report 2010–2011

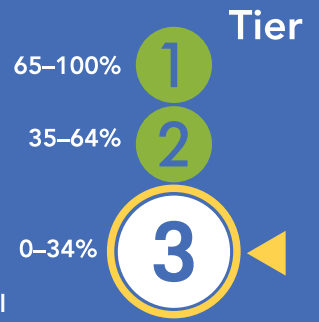
## Septima Clark

WARD 8



2501 Martin Luther King Avenue, SE  
Washington, DC 20020

(202)563-6556  
www.scpcs.org



Total Score:  
**21.2%**

### School Profile

#### Board Chair:

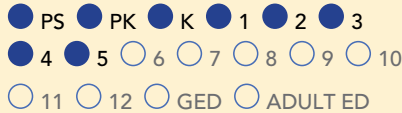
James Costan

#### Executive Director:

Jenny DuFresne

Total Enrollment: 225

#### Grades Served:



#### 2012-13 Application Deadline:

March 31st

Before Care  After Care

Percentage of Highly Qualified Teachers: 100%

Student-to-Teacher Ratio: 15 to 1

Opened: 2006–2007

#### School Mission:

At the Septima Clark Public Charter School, preschool to eighth grade boys master advanced academic skills and knowledge to compete, achieve, and contribute in academic institutions of distinction.

#### Unique School Characteristics

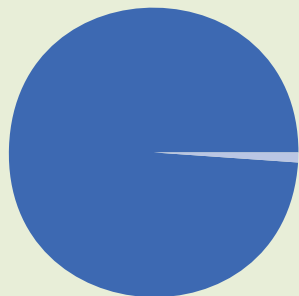
- Challenging curriculum
- Hands-on learning
- Drama, Chess, Robotics, and Step Team/Enrichment Clubs
- Small class sizes, safe, caring school environment

### Tier Explanations

- 1** High Performing
- 2** Mid Performing
- 3** Low Performing

For schools serving grades 3–8 and grade 10, the DC Public Charter School Board has implemented the Performance Management Framework to assess school-wide academic performance. Schools are rated by tiers: **Tier 1** schools meet standards of high performance; **Tier 2** schools fall short of high performance standards but meet minimum overall performance standards; and **Tier 3** schools fall significantly short of high performance standards, showing inadequate performance.

### Student Demographics



African American	99.1%	English Language Learners: 0.0%
Hispanic/Latino	0.9%	Low Income: 83.1%
Caucasian	0.0%	Special Education: 8.0%
Asian/Pacific Islander	0.0%	
Native American/Indian	0.0%	
Other	0.0%	

### Transportation



**Metro/Bus Service\***  
Bus/Rail: Anacostia Metro Station/multiple bus routes

\*Please check [www.wmata.com](http://www.wmata.com) for updates.

# Septima Clark

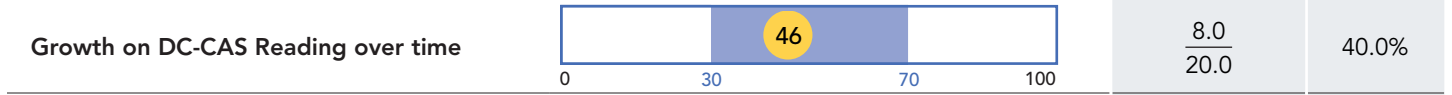
School Performance Report 2010–2011



## Grades measured: 3–5

**Points Earned**  
**Points Possible**      **Percent of Possible Points**

### Student Progress (40 points): Academic improvement over time




### Student Achievement (25 points): Meeting or exceeding academic standards



### Gateway (15 points): Outcomes in key subjects that predict future educational success



### Leading Indicators (20 points): Predictors of future student progress and achievement

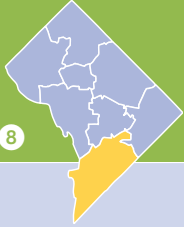


For a more detailed explanation of the indicators, see our user guide.



# Septima Clark PCS

WARD 8



2501 Martin Luther King Jr. Avenue, SE  
Washington, DC 20020

(202) 563-6556  
www.scpcs.org

## School Profile

**Board Chair:**

James Costan

**Opened:** 2006–2007

**School Mission:**

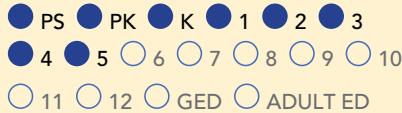
At the Septima Clark Public Charter School, preschool to eighth grade boys master advanced academic skills and knowledge to compete, achieve, and contribute in academic institutions of distinction.

**Executive Director:**

Jenny DuFresne

**Total Enrollment:** 225

**Grades Served:**



**2012-13 Application Deadline:**

March 31st

Before Care  After Care

**Percentage of Highly Qualified Teachers:** 100%

**Student-to-Teacher Ratio:** 15 to 1

**Unique School Characteristics**

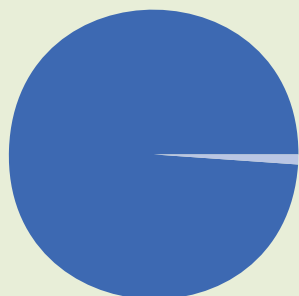
- Challenging curriculum
- Hands-on learning
- Drama, Chess, Robotics, and Step Team/Enrichment Clubs
- Small class sizes, safe, caring school environment

## Accountability Plans

For schools serving preschool through grade 2, adult learners, students preparing for GED, or dedicated special education programs, the DC Public Charter School Board has implemented the **Accountability Plan** system as part of the Performance Management Framework (PMF) to measure academic performance. Schools and programs using the accountability plan will not be tiered or rated for the 2010–11 school year. Accountability plan results are determined by whether the school met or missed its established targets.

We hope this information will improve transparency of charter school accountability for students across the educational spectrum, and that parents and community members will use this information to make informed decisions about school options.

## Student Demographics



African American	99.1%	English Language Learners: 0.0%
Hispanic/Latino	0.9%	Low Income: 83.1%
Caucasian	0.0%	Special Education: 8.0%
Asian/Pacific Islander	0.0%	
Native American/Indian	0.0%	
Other	0.0%	

## Transportation



**Metro/Bus Service\***  
Bus/Rail: Anacostia Metro Station/multiple bus routes

\*Please check [www.wmata.com](http://www.wmata.com) for updates.

# Septima Clark PCS

School Performance Report 2010–2011

Student Progress 2010–2011 Targets	Progress Results	Met Target?
<ul style="list-style-type: none"> <li>Preschool and pre-kindergarten students will demonstrate an average growth of 5 percentile points on the Peabody Picture Vocabulary Test (PPVT).</li> </ul>	Students achieved an average growth of 16.3 percentile points.	Yes
<ul style="list-style-type: none"> <li>Kindergarten through second-grade students will demonstrate an average growth of 5 percentile points in reading on the Stanford Achievement Test (SAT-10).</li> </ul>	Students achieved an average growth of 1.4 percentile points.	No

Student Achievement 2010–2011 Targets	Achievement Results	Met Target?
<ul style="list-style-type: none"> <li>30% of first- and second-grade students will score at or above the 50th percentile in reading on the Stanford Achievement Test (SAT-10).</li> </ul>	9.5% of students scored at or above the 50th percentile.	No

Leading Indicators 2010–2011 Targets	Leading Indicators Results	Met Target?
<ul style="list-style-type: none"> <li>On average, preschool and pre-kindergarten students will attend school 88% of the days.</li> </ul>	The average daily attendance was 93%.	Yes
<ul style="list-style-type: none"> <li>On average, kindergarten through second-grade students will attend school 92% of the days.</li> </ul>	The average daily attendance was 94%.	Yes

Mission Specific Measures 2010–2011 Targets	Mission Specific Results	Met Target?
<ul style="list-style-type: none"> <li>50% of classrooms will achieve a satisfactory rating on the Effective Boy-Centered Instructional Practices rubric.</li> </ul>	100% of classrooms achieved a rating of satisfactory or higher.	Yes

Targets Met: 4

Targets Missed: 2